



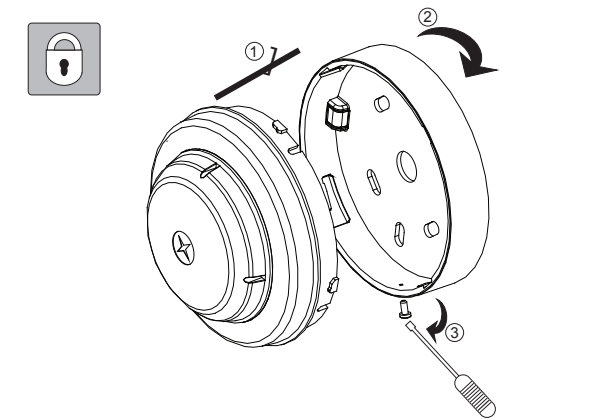
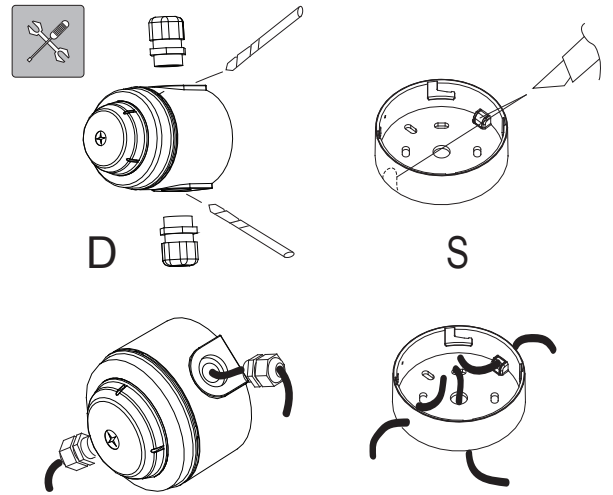









		1	2
	 3mA	0	
	 5mA	1	
	- - - 1/2Hz	0	
	- - - - 1Hz	1	



Care should be taken to ensure the cable does not put stress on the circuit board.

	12V @ 10~16Vdc 24V @ 16~30Vdc
	LP Mode = 3mA@24V@1Hz HP Mode = 5mA@24V@1Hz
	0.5Hz & 1 Hz (Switch selectable)
	0.5mm <sup>2</sup> ~ 2.5mm <sup>2</sup>
	-10°C ~ +55°C
	S IP 21C      D IP 33C
	FR ABS / PC

WARNING:  
Do NOT use high voltage testers if ANY equipment is connected to the system.

Fulleon Ltd, Llantarnam Park, Cwmbran, NP44 3AW  
www.fulleon.com  
25-5901-A

